



Your Roof. For Life.™

# MASTERRIB®



### Description

An industry leader in strength and durability, this popular and versatile panel features classic looks and is used in a wide range of applications including residential, commercial, and post-frame buildings. MasterRib was designed with extra-wide ribs to increase strength and ease handling and installation. In addition, the oversized anti-siphoning channel on the under-lap rib provides extra leak resistance in the presence of extreme wind and rain loads.

### Gauges

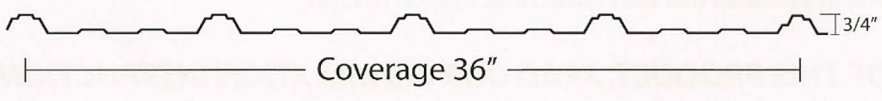
- 26, 29

### Finish Options

- 19 Paint Colors
- Energy Star Certified Colors Available
- Unpainted Galvalume
- Unpainted Galvanized

### Approvals and Certifications

- Metal Construction Association Certified
- Miami-Dade Approved for Wind Uplift
- Florida Building Code Approved
- Energy Star Certified
- Texas Department of Insurance Approved
- Highest UL Ratings for Wind Uplift, Fire and Impact Resistance



## CERTIFICATIONS & TESTING

- Dade County NOA #07-0713.03 & ASCE 7-98 Compliant
- Florida Building Code Approval #FL4586.3, #FL6915.1, #FL7765.2, #FL9555.1, #FL9555.2, #FL9557.1, #FL9557.2, #FL9610.3
- Texas Department of Insurance Approval #116
- UL 790 Fire Resistance Class A
- UL 2218 Impact Resistance Class 4
- UL 580 Uplift UL Class 90 CONSTRUCTION #584

## ALLOWABLE UNIFORM LOADS PER SQUARE FOOT

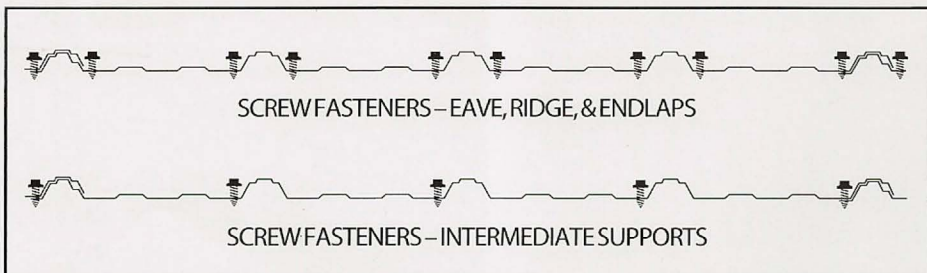
Maximum purlin spacing for roof 2' on center and maximum girt spacing for sidewall 3' on center. Place fasteners in the pan of panel for best results. (Three spans or more)

SPAN (INCHES)	LIVE LOAD (lb/ft <sup>2</sup> )						WIND LOAD (lb/ft <sup>2</sup> )					
	18"	24"	30"	36"	48"	54"	18"	24"	30"	36"	48"	54"
29 Gauge	199	112	71	49	28	22	211	118	76	52	29	23
26 Gauge	268	150	96	67	37	29	276	155	99	69	38	30

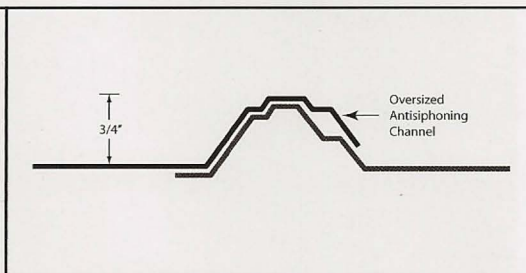
### NOTES:

1. Theoretical allowable loads are based on section properties and allowables calculated in accordance with 2001 AISI Specifications.
2. Theoretical allowable loads are based on three or more uniform spans.
3. For roof panels, deduct self weight for actual 'live load' capacity of the panel.
4. These loads are for panel strength. Frames, purlins, decks and fasteners must be designed to resist all loads imposed on the panel.
5. Check local building codes if panel testing is required.

## RECOMMENDED FASTENING PATTERN FOR 1-1/2" SCREWS



## PANEL OVERLAP



## STORAGE

If the panels are not to be used immediately, store inside in a well ventilated and dry location. Condensation or other moisture can form between the sheets during storage causing water stains or white rust which detract from the appearance of the product and may effect the product's useful life. Trapped moisture between sheets of painted metal can cause white rust to form underneath the paint. This can cause the paint to flake off of the panel immediately or several years later. To prevent white rust and staining, the following precautions should be taken:

1. Break the shipping bands on the metal and wipe the sheets dry.
2. Store metal on end or on an incline of at least 8" with support bands underneath to prevent sagging.
3. Fan sheets slightly at the bottom to allow for air circulation.
4. Keep the sheets off of the ground with an insulator such as wood.

Any outdoor storage is at the customer's own risk. If outdoor storage cannot be avoided, protect the metal using a canvas cover or waterproof paper. Never cover the metal with plastic as this will cause condensation to form.

**BEFORE BEGINNING INSTALLATION OF THIS PRODUCT, READ OUR INSTALLATION INSTRUCTIONS.**